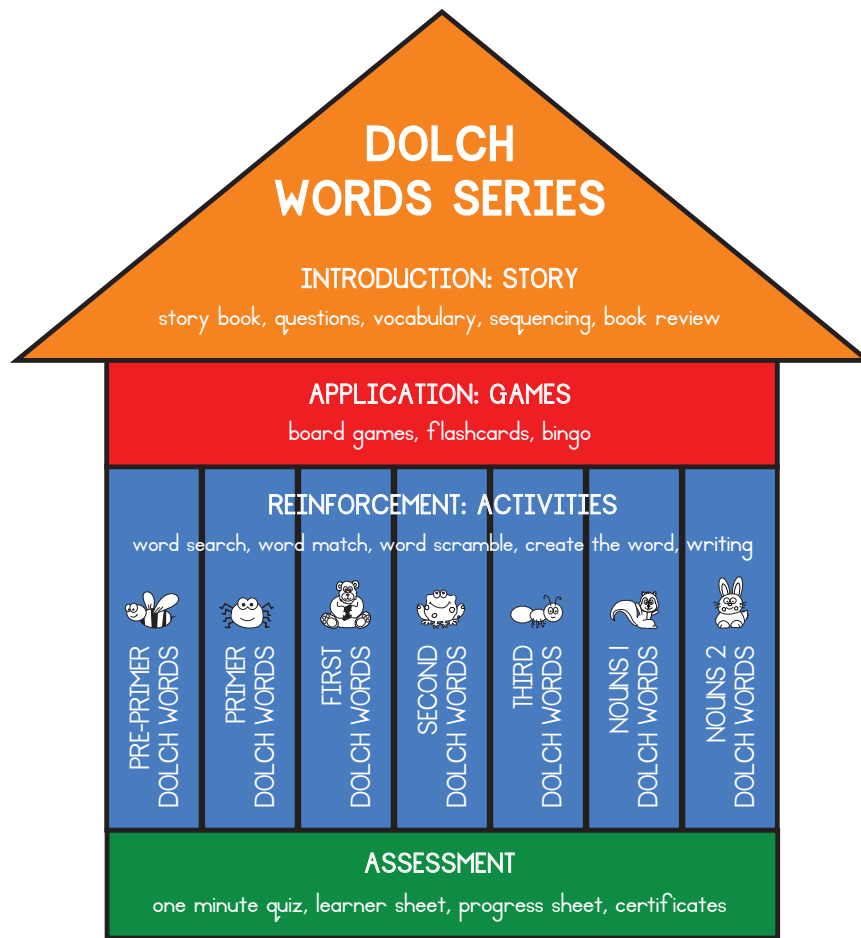



# **DOLCH WORD ASSESSMENTS**

Building Blocks creates fun-filled educational resources  
that help children gain the foundational skills needed  
for their life-long learning journey.

[www.buildingblockseducation.net](http://www.buildingblockseducation.net)



The Dolch words bundle contains hundreds of pages of games, assessments, activities and a story book to help learners grasp the most commonly used words in the English language.



The Dolch words games bundle includes board games, flash card games and bingo cards to help apply the words learners have been introduced to in the story book.

# ASSESSMENT



## Background

We would recommend starting the assessment on Level 1 (pre-primer) and working your way up to ensure that learners have a firm foundation, ensuring that no words are missed out. One will see in the games and activities that blank sheets and game cards are provided. This is to allow you to include words that learners may need to practise from an earlier level.

## What are the aims of this resource?

- To determine which Dolch words learners know or need to work on.
- To provide an objective measure of improvement over time which helps to build a learner's confidence.
- To determine what level of the product to start on.

## Definitions

- Mastery: the learner has mastered a level if they have shown 95% accuracy.
- Accuracy of a word: the learner identifies a word on sight, without hesitation (not more than 3 seconds) and does not spell the word out.

## What is included in the resource?

- One minute assessment sheet (for teacher).
- Dolch words for learners (strips to be cut up).
- Dolch words progress form (for teacher).

## What tools and materials are required?

- Dolch words for learners (strips to be cut up).
- Dolch words progress form (for teacher).
- Pencil.
- Additional assessment (one minute assessment sheet (for teacher), flashcards, stop watch / one minute egg timer).

## How should the resource be used?

- Ensure the vocabulary strips are in the correct order (for ease, label the back of the strips).
- Record the date on the progress sheet and then ask the learner to read the words on the strip from left to right.
- Record whether the learner knows the word or not on the progress sheet. Do not mark as mastered if any of the following: says the word incorrectly; spells out the word; hesitates for 3 seconds or more.
- Do not correct the learner, just listen to what they read.
- If the learner gets four or more words incorrect in a row, stop the assessment. Start on this level.
- Once the learner has completed reading words from a level, take a short break.
- Scan whether or not the learner got most of the words correct (i.e. approximately 95 % accurate or more). If the learner mastered 95% of the words, then move onto the next level of words and complete the process. If the learner has not mastered 95 % of the words, then start using the product for this level.
- We would recommend that one continues to include words that an individual may have struggled on in previous levels (e.g. the 5% they may have got incorrect). Blank templates have been provided with the games and activities to account for this.
- It is important that the learner is not put under pressure and feels as though they are being assessed constantly. We therefore recommend that a pre-test is done and then a follow up assessment is done when you have seen marked improvement and feel that they may be ready to move onto the next level.
- To boost a learner's confidence, certificates have been provided to celebrate the completion of each level. These should be awarded to a learner.

## Extension: One Minute Test

- Record the learner's name, date and the Dolch level they are working on.
- Using the flashcards, do a quiz with the learner to see how many words they can get correct in one minute.
- Record the number of correct words on the sheet. This is a quick method to show progress over time.

# ONE MINUTE QUIZ

Name	Date	Level	No. Words

Name	Date	Level	No. Words



# PRE-PRIMER DOLCH WORDS




a and away big blue can come down find for

funny go help here I in is it jump little

look make me my not one play red run said

see the three to two up we where yellow you



# PRIMER DOLCH WORDS



all am are at ate be black brown but came

did do eat four get good have he into like

must new no now on our out please pretty ran

ride saw say she so soon that there they this too

under want was well went what white who will with yes



# FIRST DOLCH WORDS


after again an any as ask by could every fly

from give going had has her him his how just

know let live may of old once open over put

round some stop take thank them then think walk were when





# SECOND DOLCH WORDS


always around because been before best both buy call

cold does don't fast first five found gave goes

green its made many off or pull read right

sing sit sleep tell their these those upon us

use very wash which why wish work would write your




# THIRD DOLCH WORDS

about better bring carry clean cut done draw drink eight

fall far full got grow hold hot hurt if keep

kind laugh light long much myself never only own pick

seven shall show six small start ten today together try warm



# NOUNS I DOLCH WORDS


bed box boy car cat cow day dog egg eye leg

man men pig sun top toy way baby back ball bear

bell bird boat cake coat corn doll door duck farm feet

fire fish fame girl hand head hill home milk name nest

rain ring seed shoe snow song time tree wind wood



# NOUNS 2 DOLCH WORDS

apple bread chair floor grass horse house kitty money

night paper party robin sheep stick table thing watch

water farmer father flower garden ground letter mother rabbit

school sister street window birthday brother chicken

children Christmas goodbye morning picture Santa Claus squirrel




# DOLCH WORD PROGRESS

Name: \_\_\_\_\_

Word	Date		
a			
and			
away			
big			
blue			
can			
come			
down			
find			
for			
funny			
go			
help			
here			
I			
in			
is			
it			
jump			
little			

Word	Date		
look			
make			
me			
my			
not			
one			
play			
red			
run			
said			
see			
the			
three			
to			
two			
up			
we			
where			
yellow			
you			




# DOLCH WORD PROGRESS

Name: \_\_\_\_\_

Word	Date		
all			
am			
are			
at			
ate			
be			
black			
brown			
but			
came			
did			
do			
eat			
four			
get			
good			
have			
he			
into			
like			
must			
new			
no			
now			
on			
our			

Word	Date		
out			
please			
pretty			
ran			
ride			
saw			
say			
she			
so			
soon			
that			
there			
they			
this			
too			
under			
want			
was			
well			
went			
what			
white			
who			
will			
with			
yes			




# DOLCH WORD PROGRESS

Name: \_\_\_\_\_

Word	Date		
after			
again			
an			
any			
as			
ask			
by			
could			
every			
fly			
from			
give			
going			
had			
has			
her			
him			
his			
how			
just			
know			

Word	Date		
let			
live			
may			
of			
old			
once			
open			
over			
put			
round			
some			
stop			
take			
thank			
them			
then			
think			
walk			
were			
when			




# DOLCH WORD PROGRESS

Name: \_\_\_\_\_

Word	Date		
always			
around			
because			
been			
before			
best			
both			
buy			
call			
cold			
does			
don't			
fast			
first			
five			
found			
gave			
goes			
green			
its			
made			
many			
off			

Word	Date		
or			
pull			
read			
right			
sing			
sit			
sleep			
tell			
their			
these			
those			
upon			
us			
use			
very			
wash			
which			
why			
wish			
work			
would			
write			
your			






# DOLCH WORD PROGRESS

Name: \_\_\_\_\_

Word	Date		
about			
better			
bring			
carry			
clean			
cut			
done			
draw			
drink			
eight			
fall			
far			
full			
got			
grow			
hold			
hot			
hurt			
if			
keep			
kind			

Word	Date		
laugh			
light			
long			
much			
myself			
never			
only			
own			
pick			
seven			
shall			
show			
six			
small			
start			
ten			
today			
together			
try			
warm			




# DOLCH WORD PROGRESS

Name: \_\_\_\_\_

Word	Date		
bed			
box			
boy			
car			
cat			
cow			
day			
dog			
egg			
eye			
leg			
man			
men			
pig			
sun			
top			
toy			
way			
baby			
back			
ball			
bear			
bell			
bird			
boat			
cake			
coat			

Word	Date		
corn			
doll			
door			
duck			
farm			
feet			
fire			
fish			
fame			
girl			
hand			
head			
hill			
home			
milk			
name			
nest			
rain			
ring			
seed			
shoe			
snow			
song			
time			
tree			
wind			
wood			



# DOLCH WORD PROGRESS

Name: \_\_\_\_\_

Word	Date		
apple			
bread			
chair			
floor			
grass			
horse			
house			
kitty			
money			
night			
paper			
party			
robin			
sheep			
stick			
table			
thing			
watch			
water			
farmer			
father			

Word	Date		
flower			
garden			
ground			
letter			
mother			
rabbit			
school			
sister			
street			
window			
birthday			
brother			
chicken			
children			
Christmas			
goodbye			
morning			
picture			
Santa Claus			
squirrel			